


superiorOrtec's Patch Cords complement superiorOrtec copper systems with the guaranteed performance that exceeds the standard requirements.

Introducing the slim boot design making it very convenient for High-Density installations requiring small foot print of the patch cord.

superiorOrtec's Patch Cords offer strain relief solution that ensures mechanical and electrical stability during and after adds, move or changes.

superiorOrtec's Patch Cords utilize straight thru pair orientation and are 100% component performance.



### ELECTRICAL SPECIFICATIONS

Continuity	Change in Resistance < 60mΩ, 10V DC
Dielectric Withstanding Volts	1000V, RMS @ 60Hz for One Minute

### TRANSMISSION PERFORMANCE

Near End Cross Talk	Meets All the Requirements Specified in TIA/EIA-568B.2-1
Return Loss	Meets All the Requirements Specified in TIA/EIA-568B.2-1

### MECHANICAL SPECIFICATIONS

<b>Plug</b>	
Assembly	Compatible with FCC, Part 68, Subpart F
Housing	UL Listed 94V-0 Flame Retardant (Poly Carbonate)
IDC Blades	Phosphor Bronze Contact Area of Blades is selected plated with 50micro-inch of Hard Gold Over 100micro-inch of Nickel
<b>Cordage</b>	
Jacket Dimension	Diameter < 0.25 inch.
Construction	Cat6A UTP, 24AWG, Stranded 4-Pair Copper Wire Conductor High Density Polyethylene Insulation Material Fire Retardant PVC Compounds Jacket

**ORDERING INFORMATION**

PCUC6A-YMXX









superiOrtec CAT6A PATCH CORD, 24AWG, MOLDED TYPE, UNSHIELDED, (Y) METER, (XX) COLOR, WITH SLIM BOOT

Y: METERS/LENGTH

XX: COLOR

L: Also Available with LSZH by Adding "L" to the Part Number

\* Other Shielding Solution are Available STP of S/FTP

CODE	COLOR	
02		Black
03		Red
04		Green
05		Blue
06		Data Gray
07		White
08		Orange
09		Yellow